

JAN PATEK

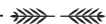
18" Block



Sweet Violet

As it is in most of the Midwest, blossoming flowers are nature's giveaway that spring has arrived. Whether cultivated or growing as wildflowers, *viola missouriensis* color the landscape in shades of violet. Mixed with soft cream, the verdant green of new leaves and the soil from which it all grows, *Sweet Violet* captures the colors of the season.

Learn More



W- janpatekquilts.com – B- janpatek.blogspot.com – [@jan_Patek_quilts](https://twitter.com/jan_Patek_quilts)

Sweet Violet

JAN PATEK

18" Finished Block



Fabric Requirements

14 – $2\frac{7}{8}$ "x $2\frac{7}{8}$ " squares assorted prints for **HSTs**.

14 – $2\frac{7}{8}$ "x $2\frac{7}{8}$ " squares light print for **HSTs**.

4 – $2\frac{1}{2}$ "x $2\frac{1}{2}$ " squares light print for **corner squares**.

1 – $16\frac{1}{2}$ "x $16\frac{1}{2}$ " square **applique background**.

Trim to $14\frac{1}{2}$ "x $14\frac{1}{2}$ " when applique is complete

Assorted bits and pieces for applique – total yardage - FQ

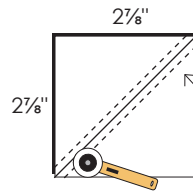
Assemble Half Square Triangles -HSTs




Make 28 HSTs.




Using a mechanical pencil draw a diagonal line on the wrong side of the 14 light squares.




Stitch a scant $\frac{1}{4}$ " on opposite sides of marked line. Cut on marked line. Trim units to measure $2\frac{1}{2}$ " with seams. Press seams open. Yields 2 HSTs.



Templates
Enlarge 400%



Assemble Block



Block should measure $18\frac{1}{2}$ " x $18\frac{1}{2}$ " with seams.



MODAFABRICS.COM