


COREY YODER

Where we love is home

18" Block



Sugarcreek

My childhood home was just down the road from the Sugar Creek, the namesake for the village of Sugarcreek, Ohio. It's a small town and one where many conversations begin with "Now, who are your mom and dad?", or "Aren't so-and-so your grandparents?" "Where did you say you went to church?" was another common question. It's the kind of place where the vegetable gardens are big, the farms are even bigger, and the hearts are the biggest of all.

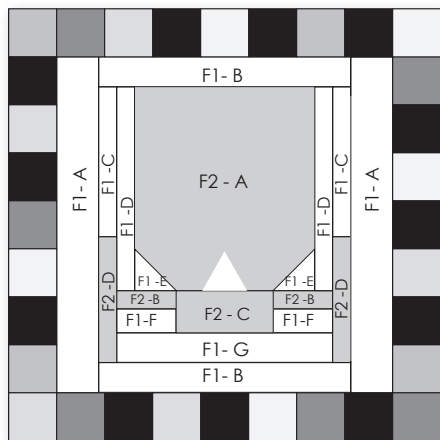
It is always my hope that my fabrics bring warmth and joy to your soul and a smile to your face. I am very excited to introduce you to Sugarcreek...it's a little piece of my heart.

Learn More

W-corianderquilts.com – B-littlemissshabby.com – @corianderquilts

Sugarcreek Corey Yoder

18" Finished Block



Fabric Requirements

1 Moda Charm Pack – for border squares & yield sign
 F1 – ¼ yd. for background
 F2 – FQ for buggy parts

Cutting

Background _____

Buggy Parts _____

F1A – Cut 2 – 2¼" x 14½" rectangles

F2A – Cut 1 – 8" x 9" rectangle

B – Cut 2 – 1¾" x 11" strips

B – Cut 2 – 1½" x 3"

C – Cut 2 – 1¼" x 6¾" strips

C – Cut 1 – 4½" x 2¼" rectangle

D – Cut 2 – 1¼" x 9" strips

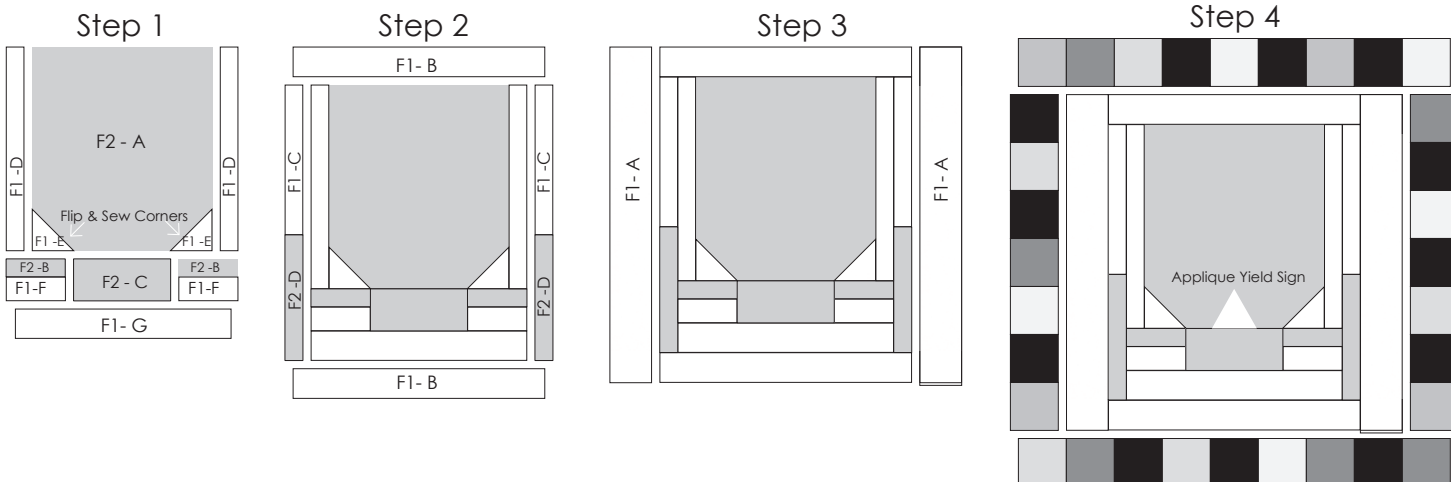
D – Cut 2 – 1¼" x 5¾" rectangles

E – Cut 2 – 2¼" x 2¼" squares

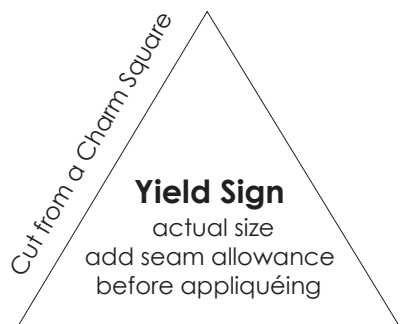
F – Cut 2 – 1½" x 3" rectangles

G – Cut 1 – 1¾" x 9½" strip

Assemble Block



Block should measure 18½" x 18½" with seams.



MODAFABRICS.COM