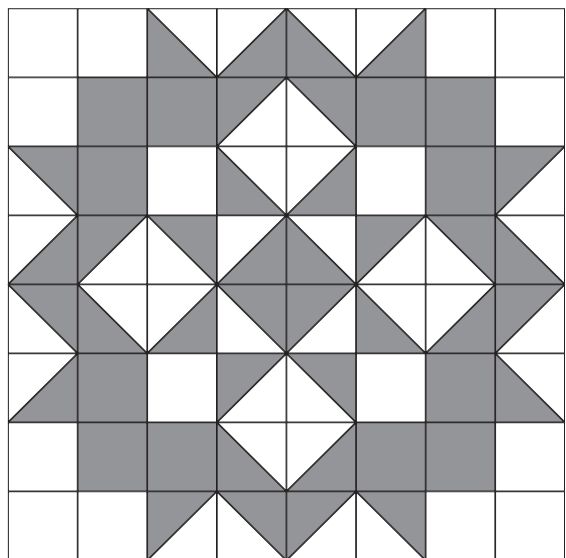


Moda Love Charm Quilt

Quilt is 32" x 32" finished.

Join Moda's Charm Pack Challenge by sewing a Moda Charm pack quilt Jan. 14-16 and sharing on social media using the hashtag #CharmPackChallenge!

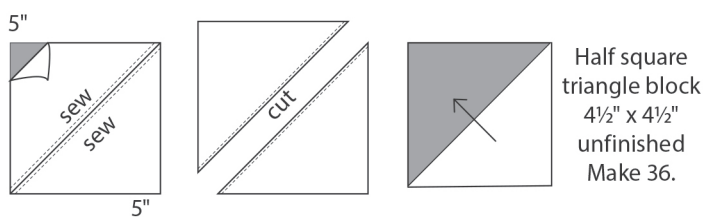


INSTRUCTIONS

Use $\frac{1}{4}$ " seams. Press in the direction of the arrows.

1. Make Half Square Triangle Blocks:

- Draw a diagonal line on the wrong side of (18) 5" background squares.
- Layer a marked 5" background square and a 5" Charm square right sides together. Sew a $\frac{1}{4}$ " from both sides of the drawn diagonal line. Cut on the diagonal line. Press open toward the Charm triangle. This makes 2 half square triangle blocks. If necessary, trim the blocks to measure $4\frac{1}{2}$ " x $4\frac{1}{2}$ ". Repeat to make a total of (36) half square triangle blocks.



FABRIC REQUIREMENTS

1 MODA CHARM PACK
or (42) 5" squares

$\frac{3}{4}$ YARD BACKGROUND
or 1 Charm Pack of Bella Solids
or other basic fabric

$\frac{3}{8}$ YARD BINDING

1 YARD BACKING

HINT: If desired, add borders to increase size. Yardage not included.

CUTTING

1. From the Charm Pack:

- Select (18) squares to make Half Square Triangle blocks and set aside.
- Select (12) squares to be used in the quilt top. Trim the (12) squares to $4\frac{1}{2}$ " x $4\frac{1}{2}$ ".

2. From the Background:


- Cut (5) 5" x Width of Fabric strips.
- Subcut (18) 5" x 5" squares and (16) $4\frac{1}{2}$ " x $4\frac{1}{2}$ " squares.

3. From the Binding:

- Cut (4) $2\frac{1}{4}$ " x Width of Fabric strips. Sew the strips end to end to make the binding.

- Arrange and sew (36) half square triangle blocks, (12) $4\frac{1}{2}$ " Charm squares, and (16) $4\frac{1}{2}$ " background squares into 8 rows as shown. Press seams in alternating directions (evens to one side, odds to the other side) so the seams nest. Join the rows.


3. Layer, quilt, and bind.



Moda Love Charm Quilt

COLORING SHEET

Join Moda's Charm Pack Challenge by sewing a Moda Charm pack quilt Jan. 14-16 and sharing on social media using the hashtag **#CharmPackChallenge!**



Download the Moda Love Charm Quilt pattern & more of these coloring sheets at:
https://modafabrics.com/webfiles/ModaCharmPackChallenge_ModaLoveCharmQuiltPattern.pdf