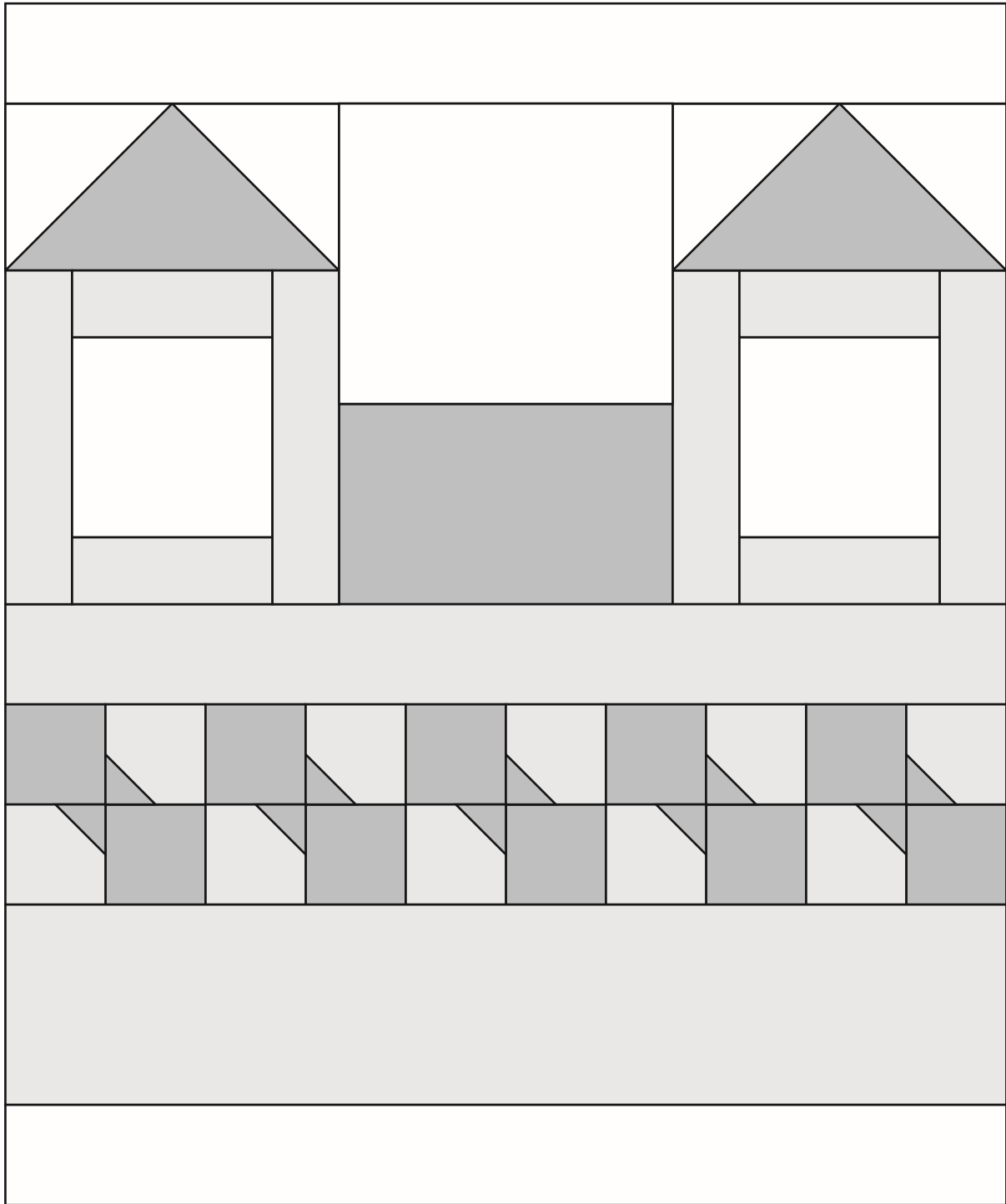


*moda*

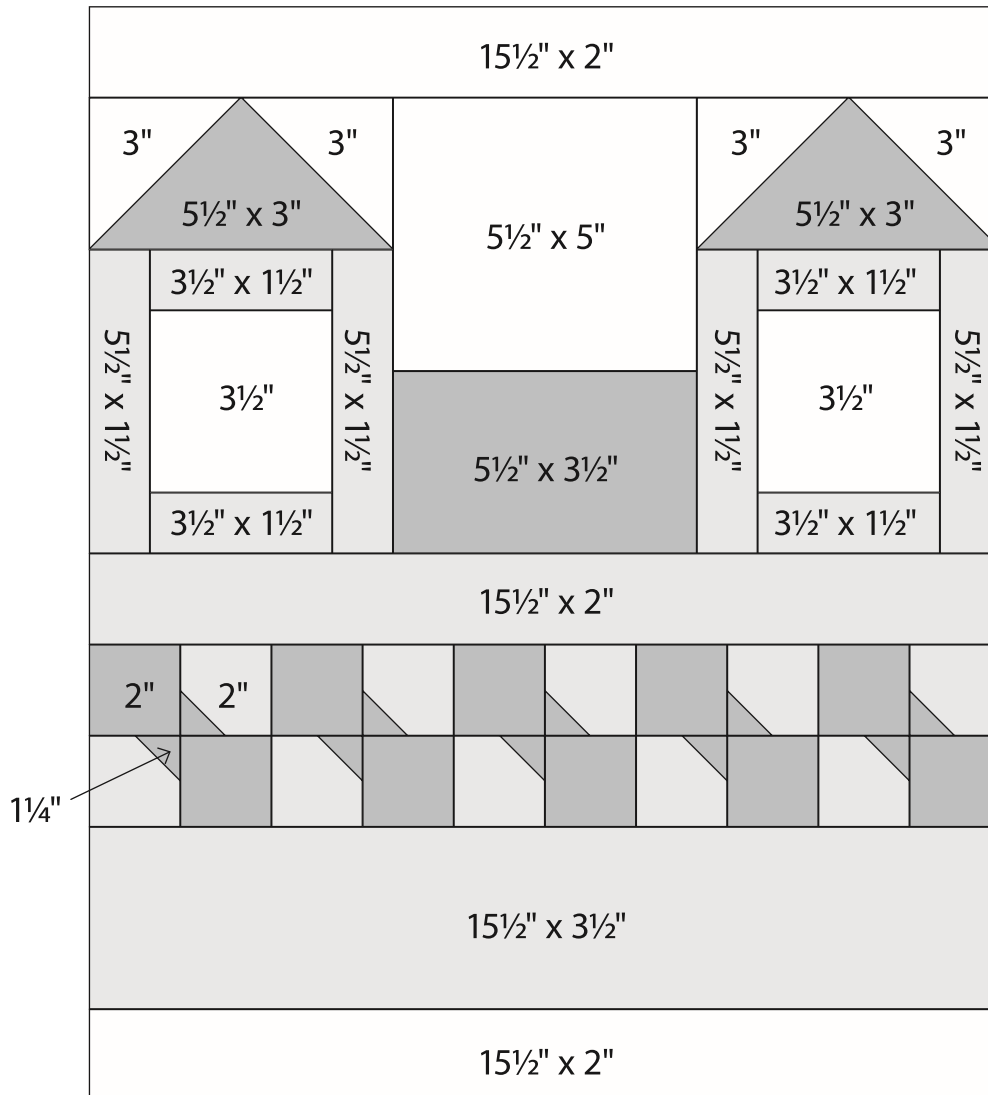
# Be My Neighbor

**Block 9**  
15" x 18" finished



## General Information

- These are very scrappy blocks. Mix your favorite Moda prints to create your colorful neighborhood!
- Share your progress and final quilt at #BeMyNeighbor. We love to see your results!!!



**Block 9**  
15½" x 18½" unfinished

## Cutting

### House Roof

- 1–5½" x 3½" rectangle
- 2–5½" x 3" rectangles

### Bowties (5 total)

- For EACH bowtie cut
- 2–2" squares and 2–1¼" squares

### Windows

- 2–3½" squares

### House

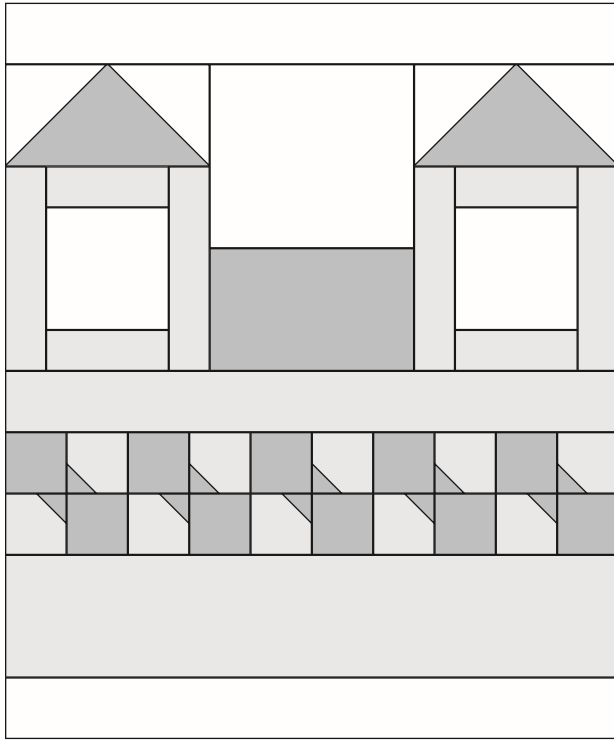
- 1–15½" x 3½" rectangle
- 1–15½" x 2" rectangle
- 10–2" squares
- 4–5½" x 1½" rectangles
- 4–3½" x 1½" rectangles

### Background

- 2–15½" x 2" rectangles
- 1–5½" x 5" rectangles
- 4–3" squares

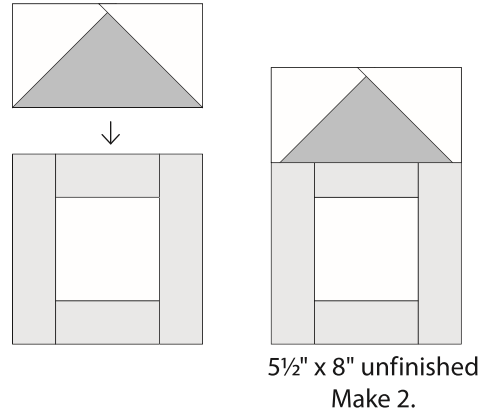
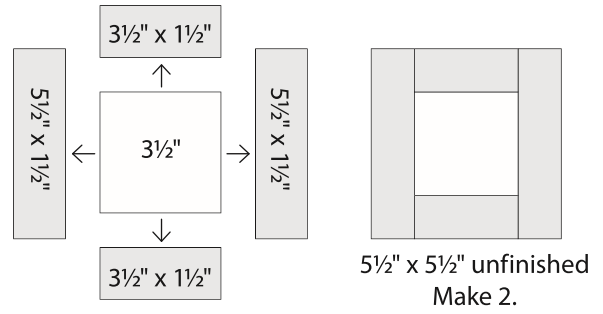
# Be My Neighbor

Block 9 is 15" x 18" finished.



House Rooftops and Windows continued . . .

(B) Assemble windows and rooftops as shown.

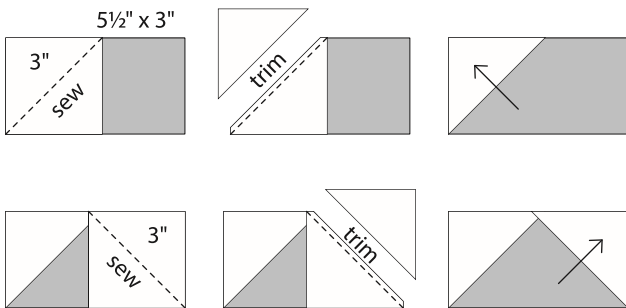


## Construction

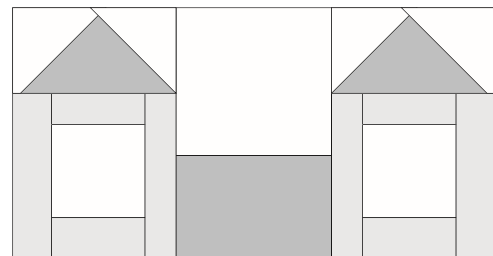
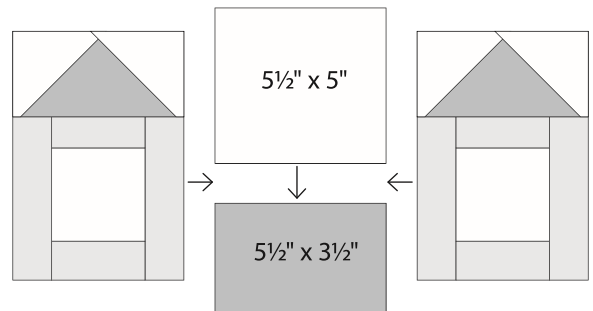
Use 1/4" seams. Press in the direction of the arrows in the diagrams.

### 1 House Rooftops and Windows

(A) Draw a diagonal line from corner to corner on the wrong side of 4-3" background squares. Layer a 3" marked background square, right sides to together, on 1-5 1/2" x 3" roof rectangle as shown. Sew on the diagonal line. Trim 1/4" from the sewn line. Press to reveal the triangle. Repeat on the opposite end of the same rectangle. Make 2.



House  
5 1/2" x 3" unfinished  
Make 2.

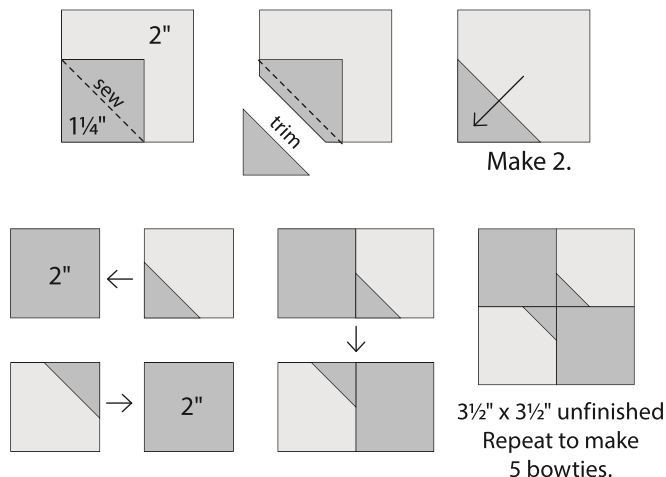


## 2 To make one Bowtie

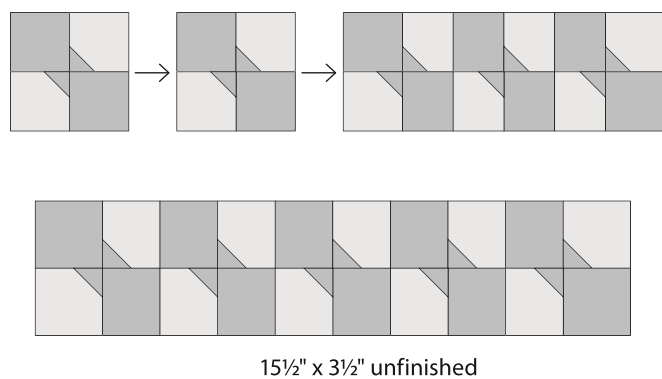
(A) Draw a diagonal line from corner to corner on the wrong side of 2-1 1/4" bowtie squares. Layer a 1 1/4" marked bowtie square, right sides together, on 1-2" house square as shown. Sew on the diagonal line. Trim 1/4" from the sewn line. Press to reveal the triangle.

Make 2.

Arrange and sew 2 rows of 1-2" bowtie square and 1 bowtie as shown. Join the rows. Repeat to make bowties.

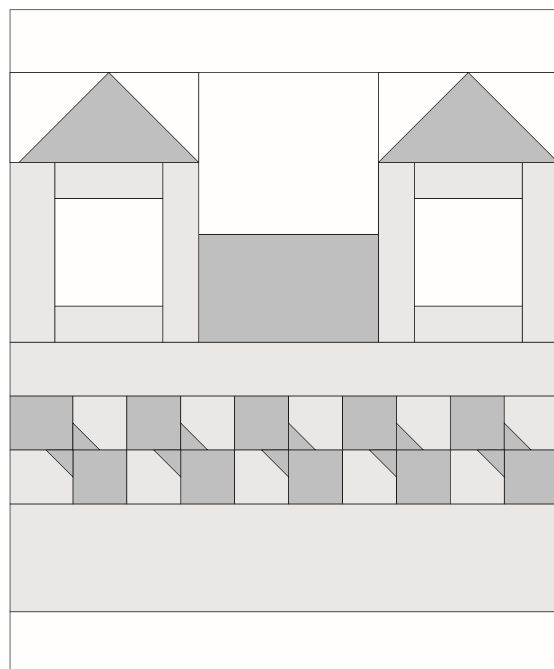
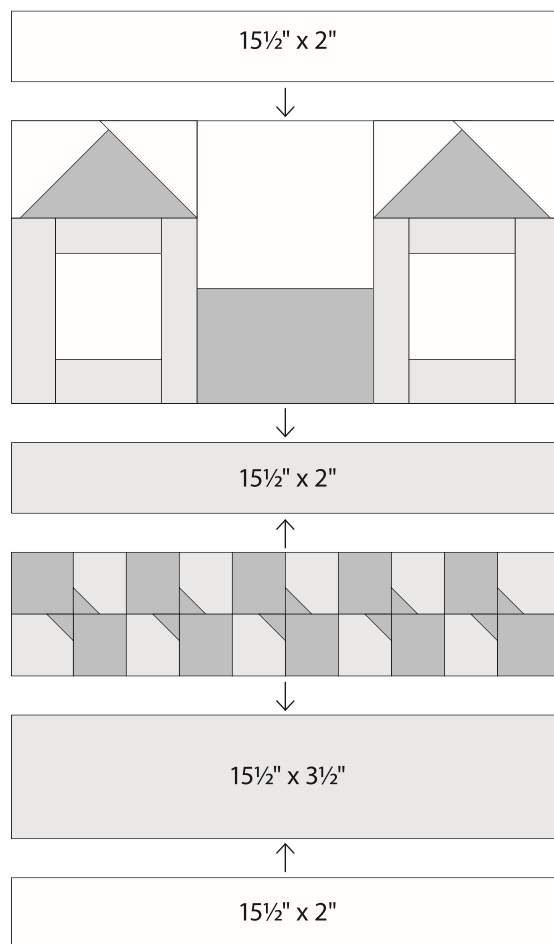


(B) Join the 5 bowties in one row.



*moda*

## 3 Assemble the block as shown.



Block 9   
 15 1/2" x 18 1/2" unfinished